

Spring 2025 Election by the Numbers

Turnout: 4376 Undergrads (20.42%)

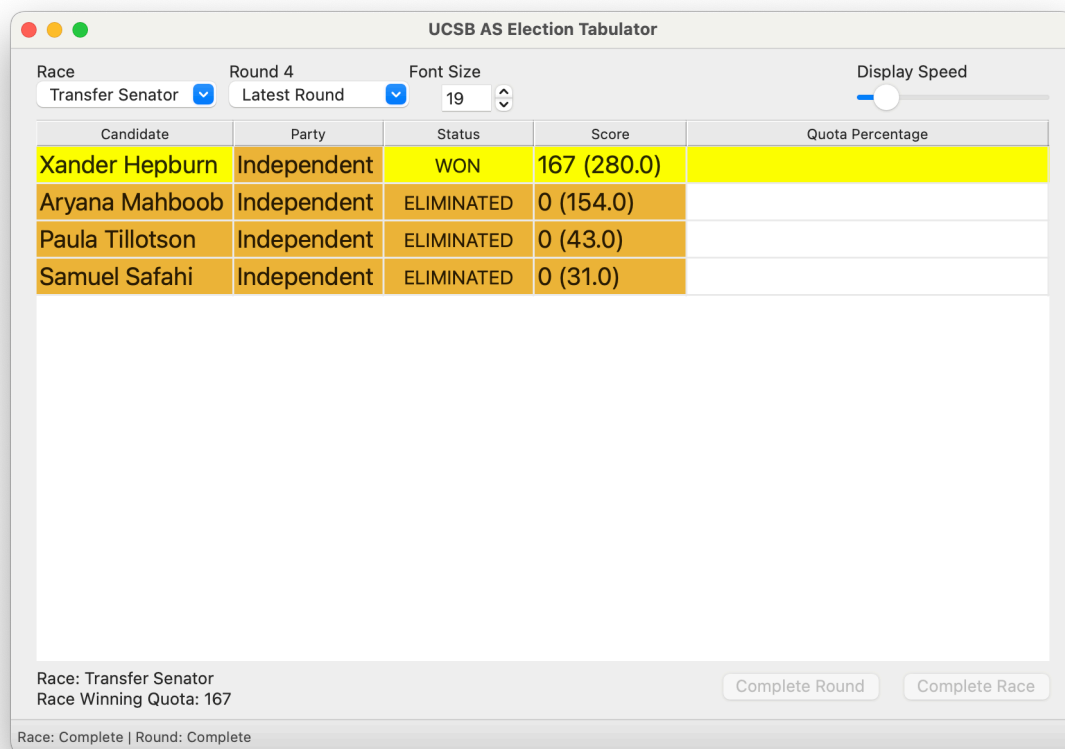
[In the screenshots below, the numbers in parentheses () are the vote totals before a candidate's votes have been redistributed because they were eliminated, or their excess is redistributed because they have won.]

First choice votes do not solely determine an election under the Single Transferrable Vote system. They are shown here for transparency.

Transfer Senator (1 position)

First Choice Votes

Xander Hepburn [Elected]	142	42.51%
Aryana Mahboob	126	37.72%
Paula Tillotson	35	10.48%
Samuel Safahi	31	9.28%
Total	334	



The screenshot shows the UCSB AS Election Tabulator interface. At the top, it displays 'UCSB AS Election Tabulator'. Below this, there are controls for 'Race' (Transfer Senator), 'Round' (Round 4, Latest Round), 'Font Size' (19), and 'Display Speed'. The main table shows the results of the election, with columns for Candidate, Party, Status, Score, and Quota Percentage. Xander Hepburn is the winner, having won the race with a score of 167 (280.0). The other candidates, Aryana Mahboob, Paula Tillotson, and Samuel Safahi, were eliminated with scores of 0 (154.0), 0 (43.0), and 0 (31.0) respectively. The interface also includes a 'Complete Round' button and a 'Complete Race' button at the bottom right. The status at the bottom left indicates 'Race: Complete | Round: Complete'.

Candidate	Party	Status	Score	Quota Percentage
Xander Hepburn	Independent	WON	167 (280.0)	
Aryana Mahboob	Independent	ELIMINATED	0 (154.0)	
Paula Tillotson	Independent	ELIMINATED	0 (43.0)	
Samuel Safahi	Independent	ELIMINATED	0 (31.0)	

Race: Transfer Senator
Race Winning Quota: 167

Complete Round Complete Race

Race: Complete | Round: Complete

International Senator
(2 positions)

First Choice Votes

Qhawe Manala [Elected]	114	61.29%
Yuchang Jiang [Elected]	44	23.66%
Xingyu Zhou	28	15.05%
Total	186	

UCSB AS Election Tabulator

Race

Round 2

Font Size

Display Speed

International Senat

Latest Round

25

Candidate	Party	Status	Score	Quota Percentage
Qhawe Manala	Independent	WON	63 (114.0)	
Yuchang Jiang	Independent	WON	63 (65.4736)	
Xingyu Zhou	Independent	ELIMINATED	0 (36.9473)	

Race: International Senator
Race Winning Quota: 63

Complete Round

Complete Race

Race: Complete | Round: Complete

**Collegiate Senator - Creative Studies
(1 position)**

No Candidates this election

Collegiate Senator - Engineering
(1 position)

First Choice Votes

Suhrit Padakanti [Elected]	235	100.00%
Total	235	

UCSB AS Election Tabulator

Race

Collegiate Senator

Round 1

Latest Round

Font Size

25

Display Speed

Candidate	Party	Status	Score	Quota Percentage
Suhrit Padakanti	Independent	WON	118 (235.0)	

Race: Collegiate Senator - Engineering
Race Winning Quota: 118

Complete Round

Complete Race

Race: Complete | Round: Complete

Collegiate Senator - Letters & Science (4 positions)

First Choice Votes

Melanie Jones [Elected]	851	36.86%
Caleb Claro [Elected]	362	15.68%
Sohan Sunderrajan [Elected]	273	11.82%
CJ Toledo [Elected]	259	11.22%
Anthony Alonzo	188	8.14%
Kevin Manavi	155	6.71%
Savannah Ucha	143	6.19%
Richard Martinez	78	3.38%
Total	2309	

UCSB AS Election Tabulator

Race: Collegiate Senator Round 8 Latest Round Font Size 26 Display Speed

Candidate	Party	Status	Score	Quota Percentage
Melanie Jones	Independent	WON	462 (851.0)	
Caleb Claro	Independent	WON	462 (468.6227)	
Sohan Sunderrajan	Independent	WON	462 (466.5258)	
CJ Toledo	Independent	WON	462 (502.181)	
Anthony Alonzo	Independent	ELIMINATED	0 (337.5586)	
Kevin Manavi	Independent	ELIMINATED	0 (235.7737)	
Savannah Ucha	Independent	ELIMINATED	0 (203.6815)	
Richard Martinez	Independent	ELIMINATED	0 (97.1985)	

Race: Collegiate Senator - Letters & Science
Race Winning Quota: 462

Race: Complete | Round: Complete

Off-Campus University Owned
(1 position)

First Choice Votes

Olabisi Ola-Olaitan [Elected]	250	59.95%
Alexander Avina	167	40.05%
Total	417	

UCSB AS Election Tabulator

Race

Off-Campus Unive

Round 1

Latest Round

Font Size

26

Display Speed

Candidate	Party	Status	Score	Quota Percentage
Olabisi Ola-Olaitan	Independent	WON	209 (250.0)	
Alexander Avina	Independent	ELIMINATED	0 (167.0)	

Race: Off-Campus University Owned Senator
Race Winning Quota: 209

Complete Round

Complete Race

Race: Complete | Round: Complete

On-Campus
(5 positions)

First Choice Votes

Jasmine Wang [Elected]	389	47.61%
Nadine Malhis [Elected]	256	31.33%
Mia Gutierrez [Elected]	172	21.05%
Total	817	

UCSB AS Election Tabulator

Race

On-Campus Senat

Round 1

Latest Round

Font Size

29

Display Speed

Candidate	Party	Status	Score	Quota Percentage
Jasmine Wang	Independent	WON	137 (389.0)	
Nadine Malhis	Independent	WON	137 (256.0)	
Mia Gutierrez	Independent	WON	137 (172.0)	

Race: On-Campus Senator
Race Winning Quota: 137

Complete Round

Complete Race






Race: Complete | Round: Complete

**Off-Campus
(12 positions)**

First Choice Votes

Eemaan Wahidullah [Elected]	230	15.59%
Noah Luken [Elected]	169	11.46%
Evan Sussman [Elected]	157	10.64%
Mira Than [Elected]	154	10.44%
Neo Harter [Elected]	140	9.49%
Romi Riss [Elected]	118	8.00%
Vanessa Manakova [Elected]	94	6.37%
Victoria Ly [Elected]	91	6.17%
Amna Chaudhry [Elected]	88	5.97%
Erica Sherkin [Elected]	86	5.83%
Natalia Pascher [Elected]	67	4.54%
Keizo Ono [Elected]	39	2.64%
Austin Clarke	21	1.42%
Nicholas Tatevossian	21	1.42%
Total	1475	

UCSB AS Election Tabulator

Race: Off-Campus Senat  Round 5 Latest Round  Font Size 30   Display Speed 

Candidate	Party	Status	Score	Quota Percentage
Eemaan Wahidullah	Independent	WON	114 (230.0)	
Noah Luken	Independent	WON	114 (169.0)	
Evan Sussman	Independent	WON	114 (157.0)	
Mira Than	Independent	WON	114 (154.0)	
Neo Harter	Independent	WON	114 (140.0)	
Romi Riss	Independent	WON	114 (118.0)	
Amna Chaudhry	Independent	WON	114 (138.654)	
Vanessa Manakova	Independent	WON	114 (125.238)	
Victoria Ly	Independent	WON	114 (120.5857)	
Erica Sherkin	Independent	WON	114 (118.3682)	
Natalia Pascher	Independent	WON	114 (130.652)	
Keizo Ono	Independent	WON	114 (64.0645)	
Nicholas Tatevossian	Independent	ELIMINATED	0 (47.8125)	
Austin Clarke	Independent	ELIMINATED	0 (30.856)	

Race: Off-Campus Senator
Race Winning Quota: 114

Complete Round

Complete Race

Race: Complete | Round: Complete

Student Advocate

First Choice Votes

Sydney Bivins [Elected]	2139	76.50%
Santino Gigliotti	657	23.50%
Total	2796	

UCSB AS Election Tabulator

Race

Student Advocate

Round 1

Latest Round

Font Size

30

Display Speed

Candidate	Party	Status	Score	Quota Percentage
Sydney Bivins	Independent	WON	1398 (2139.0)	
Santino Gigliotti	Independent	ELIMINATED	0 (657.0)	

Race: Student Advocate
Race Winning Quota: 1398

Complete Round

Complete Race

Race: Complete | Round: Complete

External Vice President - Statewide Affairs

First Choice Votes

Leiya Kadah [Elected]	2751	100.00%
Total	2751	

UCSB AS Election Tabulator

Race

External VP Statew

Round 1

Latest Round

Font Size

30

Display Speed

Candidate	Party	Status	Score	Quota Percentage
Leiya Kadah	Independent	WON	1376 (2751.0)	

Race: External VP Statewide Affairs
Race Winning Quota: 1376

Complete Round

Complete Race

Race: Complete | Round: Complete

External Vice President - Local Affairs

First Choice Votes

E.J. Raad [Elected]	1665	56.86%
Neha Kumaran	1263	43.14%
Total	2928	

UCSB AS Election Tabulator

Race

External VP Local Affairs

Round 1

Latest Round

Font Size

32

Display Speed

Candidate	Party	Status	Score	Quota Percentage
E.J. Raad	Independent	WON	1464 (1665.0)	
Neha Kumaran	Independent	ELIMINATED	0 (1263.0)	

Race: External VP Local Affairs
Race Winning Quota: 1464

Complete Round

Complete Race

Race: Complete | Round: Complete

Internal Vice President

First Choice Votes

Enri Lala [Elected]	2393	81.20%
Allan Maldonado	554	18.80%
Total	2947	

UCSB AS Election Tabulator

Race

Internal VP

Round 1

Latest Round

Font Size

32

Display Speed

Candidate	Party	Status	Score	Quota Percentage
Enri Lala	Independent	WON	1474 (2393.0)	
Allan Maldonado	Independent	ELIMINATED	0 (554.0)	

Race: Internal VP
Race Winning Quota: 1474

Complete Round

Complete Race

Race: Complete | Round: Complete

President

First Choice Votes

Le Anh Metzger [Elected]	3015	100.00%
Total	3015	

UCSB AS Election Tabulator

Race

President

Round 1

Latest Round

Font Size

32

Display Speed

Candidate	Party	Status	Score	Quota Percentage
Le Anh Metzger	Independent	WON	1508 (3015.0)	

Race: President
Race Winning Quota: 1508

Complete Round

Complete Race

Race: Complete | Round: Complete

Reaffirmations

Campus Radio (KCSB)

Yes - 90% 2852

No - 10% 310

REAFFIRMED

AS/KCSB Professional Staff

Yes - 82% 2881

No - 18% 613

REAFFIRMED

Student Commission on Racial Equity

Yes - 87% 3122

No - 13% 454

REAFFIRMED

Bike Shop

Yes - 87% 3159

No - 13% 483

REAFFIRMED

Community Affairs Board

Yes - 87% 3017

No - 13% 446

REAFFIRMED

Recycling Program

Yes - 94% 3569

No - 6% 231

REAFFIRMED

Bicycle Infrastructure

Yes - 91% 3357

No - 9% 335

REAFFIRMED

Isla Vista Community Improvement

Yes - 90% 3231

No - 10% 340

REAFFIRMED

Childcare Grant

Yes - 89% 3218

No - 11% 409

REAFFIRMED

Environmental Affairs Board

Yes - 92% 3391

No - 8% 303

REAFFIRMED

Isla Vista Tenants Union

Yes - 89% 3178

No - 11% 380

REAFFIRMED

AS Legal Resource Center

Yes - 91% 3294

No - 9% 317

REAFFIRMED

Commission for Marginalized Genders

Yes - 86% 3119

No - 14% 489

REAFFIRMED

Take Back The Night

Yes - 81% 2622

No - 19% 617

REAFFIRMED

University Center

Yes - 90% 3355

No - 10% 391

REAFFIRMED

Child Care Center

Yes - 87% 3131

No - 13% 473

REAFFIRMED

Student Health

Yes - 91% 3439

No - 9% 473

REAFFIRMED

Disabled Student Services

Yes - 94% 3572

No - 6% 240

REAFFIRMED

Intramural Sports

Yes - 85% 3098

No - 15% 536

REAFFIRMED

MultiCultural Center

Yes - 88% 3226

No - 12% 442

REAFFIRMED

Student Engagement And Leadership

Yes - 88% 2993

No - 12% 426

REAFFIRMED

Arts & Lectures

Yes - 91% 3377

No - 9% 347

REAFFIRMED

Rec Sports

Yes - 85% 3150

No - 15% 549

REAFFIRMED

Event Center

Yes - 88% 3110

No - 12% 421

REAFFIRMED

CLAS

Yes - 94% 3659

No - 6% 265

REAFFIRMED

Coastal Fund

Yes - 92% 3328

No - 8% 303

REAFFIRMED

Daily Nexus

Yes - 89% 3270

No - 11% 422

REAFFIRMED

Undergraduate Night/Weekend Parking

Yes - 76% 2581

No - 24% 825

REAFFIRMED

AS Community Financial Fund

Yes - 86% 2921

No - 14% 464

REAFFIRMED

The Bottom Line

Yes - 79% 2488

No - 21% 664

REAFFIRMED

Commission on Student Well Being

Yes - 90% 3219

No - 10% 368

REAFFIRMED

Maintaining AS's IV Presence

Yes - 88% 3119

No - 12% 434

REAFFIRMED

EOP

Yes - 91% 3290

No - 9% 323

REAFFIRMED

Food Bank

Yes - 95% 3719

No - 5% 177

REAFFIRMED

New Fees

Food Bank Fee Increase

Yes - 77%, 2686

No - 23%, 798

PASSED

GGC Fee Increase

Yes - 56%, 1689

No - 44%, 1304

FAILED

KCSB Fee Increase

Yes - 49%, 1571

No - 51%, 1663

FAILED

Strategic Operations Office Fee

Yes - 59%, 1759

No - 41%, 1227

FAILED

Constitutional Amendments

(2/3rds required for passage)

Elections Timeline

Yes - 94%, 3449

No - 6%, 229

PASSED

Student Involvement in Personnel

Yes - 95%, 3028

No - 5%, 175

PASSED

Representative Party Act

Yes - 90%, 2852

No - 10%, 310

PASSED