

# Spring 2023 Election by the Numbers

Turnout: 4473 Undergrads (20.7%)

[In the screenshots below, the numbers in parentheses () are the vote totals before a candidate's votes have been redistributed because they were eliminated, or their excess is redistributed because they have won.]

First choice votes do not solely determine an election under the Single Transferrable Vote system. They are shown here for transparency.

## Transfer Senator (1 position)

### First Choice Votes

Coleton Cristiani [Elected]	409	100.00%
Total	409	

UCSB AS Election Tabulator

Race

Transfer Senator

Round 1

Latest Round

Font Size

26

Display Speed

Candidate	Party	Status	Score	Quota Percentage
Coleton Cristiani	Independent	WON	205 (409.0)	

Race: Transfer Senator  
Race Winning Quota: 205

Complete Round

Complete Race

Race: Complete | Round: Complete

International Senator  
(2 positions)

First Choice Votes

MingJun Zha [Elected]	140	72.54%
Emre Cikisir [Elected]	53	27.46%
Total	193	

UCSB AS Election Tabulator

Race

International Senator

Round 1

Latest Round

Font Size

27

Display Speed

Candidate	Party	Status	Score	Quota Percentage
MingJun Zha	Independent	WON	65 (140.0)	
Emre Cikisir	Independent	WON	65 (53.0)	

Race: International Senator  
Race Winning Quota: 65

Complete Round

Complete Race

Race: Complete | Round: Complete

Collegiate Senator - Creative Studies  
(1 position)

First Choice Votes

Diya Bhandari [Elected]	52	100.00%
Total	52	

UCSB AS Election Tabulator

Race

Collegiate Senator -

Round 1

Latest Round

Font Size

28

Display Speed

Candidate	Party	Status	Score	Quota Percentage
Diya Bhandari	Independent	WON	26 (52.0)	

Race: Collegiate Senator - Creative Studies  
Race Winning Quota: 26

Complete Round

Complete Race

Race: Complete | Round: Complete


## Collegiate Senator - Engineering (1 position)

### First Choice Votes


Alvin Wang [Elected]	113	61.75%
James Fu	69	37.70%
Cesar Castillo	1	0.55%
Total	183	

UCSB AS Election Tabulator



Race

Collegiate Senator - 


Round 1

Latest Round 

Font Size

28  

Display Speed



Candidate	Party	Status	Score	Quota Percentage
Alvin Wang	Independent	WON	92 (113.0)	
James Fu	Independent	ELIMINATED	0 (69.0)	
Cesar Castillo	Independent	ELIMINATED	0 (1.0)	

Race: Collegiate Senator - Engineering  
Race Winning Quota: 92

Complete Round

Complete Race

Race: Complete | Round: Complete

## Collegiate Senator - Letters & Science (4 positions)

### First Choice Votes

Gabriela Salazar [Elected]	485	21.29%
Mia Goren [Elected]	300	13.17%
Alejandra Martinez [Elected]	288	12.64%
Diana Kero [Elected]	279	12.25%
Enri Lala	250	10.97%
Romy Reuveni	200	8.78%
Daniel Fourchy	174	7.64%
Suchetha Kalluri	165	7.24%
Joseph Quan	137	6.01%
Alicia Tsai	0	0.00%
George-Alex Chicha	0	0.00%
Total	2278	

UCSB AS Election Tabulator

Race: Collegiate Senator - Latest Round Font Size: 29 Display Speed:

Candidate	Party	Status	Score	Quota Percenta
Gabriela Salazar	Independent	WON	456 (485.0)	
Mia Goren	Independent	WON	456 (465.202)	
Alejandra Martinez	Independent	WON	456 (493.4834)	
Diana Kero	Independent	WON	456 (492.5922)	
Enri Lala	Independent	ELIMINATED	0 (350.8947)	
Romy Reuveni	Independent	ELIMINATED	0 (256.3917)	
Daniel Fourchy	Independent	ELIMINATED	0 (214.0927)	
Suchetha Kalluri	Independent	ELIMINATED	0 (178.0164)	
Joseph Quan	Independent	ELIMINATED	0 (138.5546)	
Alicia Tsai	Independent	ELIMINATED	0 (0.0)	
George-Alex Chicha	Independent	ELIMINATED	0 (0.0)	

Race: Collegiate Senator - Letters & Science  
Race Winning Quota: 456

Race: Complete | Round: Complete

Complete Round Complete Race

Off-Campus University Owned  
(1 position)

First Choice Votes

Micah Littlepage [Elected]	484	100.00%
Total	484	

UCSB AS Election Tabulator

Race

Off-Campus Univers

Round 1

Latest Round

Font Size

29

Display Speed

Candidate	Party	Status	Score	Quota Percentage
Micah Littlepage	Independent	WON	242 (484.0)	

Race: Off-Campus University Owned Senator  
Race Winning Quota: 242

Complete Round

Complete Race

Race: Complete | Round: Complete

On-Campus  
(5 positions)

First Choice Votes

Leon Barhoum [Elected]	959	100.00%
Total	959	

UCSB AS Election Tabulator

Race

On-Campus Senator

Round 1

Latest Round

Font Size

29

Display Speed

Candidate	Party	Status	Score	Quota Percentage
Leon Barhoum	Independent	WON	160 (959.0)	

Race: On-Campus Senator  
Race Winning Quota: 160

Complete Round

Complete Race

Race: Complete | Round: Complete

**Off-Campus  
(12 positions)**

First Choice Votes

Ephraim Shalunov [Elected]	126	10.19%
Eric Carlson [Elected]	120	9.71%
Emily von Zedtwitz [Elected]	111	8.98%
Abigail Weber [Elected]	101	8.17%
Jeffrey Adler [Elected]	95	7.69%
Michelle Lebowski [Elected]	89	7.20%
Amelia Rowe [Elected]	88	7.12%
Sydney Yamanishi [Elected]	86	6.96%
Mikayla Martinez [Elected]	85	6.88%
Renee Faulk [Elected]	80	6.47%
Nayali Broadway [Elected]	63	5.10%
Nicole Gabrielson [Elected]	61	4.94%
Byron Chan	49	3.96%
Justin Gallaway	45	3.64%
Caleb Hanson	37	2.99%
Total	1236	



UCSB AS Election Tabulator

Race

Off-Campus Senator

Round 9

Latest Round

Font Size

28

Display Speed

Candidate	Party	Status	Score	Quota Percentage
Ephraim Shalunov	Independent	WON	96 (126.0)	
Eric Carlson	Independent	WON	96 (120.0)	
Emily von Zedtwitz	Independent	WON	96 (111.0)	
Abigail Weber	Independent	WON	96 (101.0)	
Michelle Lebowski	Independent	WON	96 (104.0501)	
Jeffrey Adler	Independent	WON	96 (98.9779)	
Amelia Rowe	Independent	WON	96 (96.2166)	
Sydney Yamanishi	Independent	WON	96 (98.9704)	
Renee Faulk	Independent	WON	96 (99.0052)	
Mikayla Martinez	Independent	WON	96 (96.4688)	
Nicole Gabrielson	Independent	WON	96 (95.1997)	
Nayali Broadway	Independent	WON	96 (91.9955)	
Byron Chan	Independent	ELIMINATED	0 (61.6398)	
Justin Gallaway	Independent	ELIMINATED	0 (50.6329)	
Caleb Hanson	Independent	ELIMINATED	0 (39.4623)	

Race: Off-Campus Senator  
Race Winning Quota: 96

Complete Round

Complete Race

Race: Complete | Round: Complete

Student Advocate

First Choice Votes

Nathan Lee [Elected]	2785	100.00%
Total	2785	

UCSB AS Election Tabulator

Race

Student Advocate

Round 1

Latest Round

Font Size

28

Display Speed

Candidate	Party	Status	Score	Quota Percentage
Nathan Lee	Independent	WON	1393 (2785.0)	

Race: Student Advocate  
Race Winning Quota: 1393

Complete Round

Complete Race

Race: Complete | Round: Complete

External Vice President - Statewide Affairs

First Choice Votes

Vero Caverogusquiza [Elected]	2901	100.00%
Total	2901	

UCSB AS Election Tabulator

Race

External VP Statewide

Round 1

Latest Round

Font Size

28

Display Speed

Candidate	Party	Status	Score	Quota Percentage
Vero Caverogusquiza	Independent	WON	1451 (2901.0)	

Race: External VP Statewide Affairs  
Race Winning Quota: 1451

Complete Round

Complete Race

Race: Complete | Round: Complete

External Vice President - Local Affairs

First Choice Votes

Osaze Osayande [Elected]	2114	67.91%
Kellen Beckett	999	32.09%
Total	3113	

UCSB AS Election Tabulator

Race

External VP Local Af

Round 1

Latest Round

Font Size

29

Display Speed

Candidate	Party	Status	Score	Quota Percentage
Osaze Osayande	Independent	WON	1557 (2114.0)	
Kellen Beckett	Independent	ELIMINATED	0 (999.0)	

Race: External VP Local Affairs  
Race Winning Quota: 1557

Complete Round

Complete Race

Race: Complete | Round: Complete

Internal Vice President

First Choice Votes

Sohum Kalia [Elected]	1749	46.60%
Jacob Eisner	1172	31.23%
Jessy Gonzalez	832	22.17%
Total	3753	

UCSB AS Election Tabulator

Race

Internal VP

Round 2

Latest Round

Font Size

30

Display Speed

Candidate	Party	Status	Score	Quota Percentage
Sohum Kalia	Independent	WON	1511 (1749.0)	
Jacob Eisner	Independent	ELIMINATED	0 (1172.0)	
Jessy Gonzalez	Independent	ELIMINATED	0 (832.0)	

Race: Internal VP

Race Winning Quota: 1511

Complete Round

Complete Race

Race: Complete | Round: Complete

President

First Choice Votes

Tessa Veksler [Elected]	1699	51.96%
Jack Stein	1571	48.04%
Andrew Devine	1015	31.04%
Lucian Scher	117	3.58%
Total	3270	

UCSB AS Election Tabulator

Race

President

Round 3

Latest Round

Font Size

31

Display Speed

Candidate	Party	Status	Score	Quota Percentage
Tessa Veksler	Independent	WON	1689 (1699.0)	
Jack Stein	Independent	ELIMINATED	0 (1571.0)	
Andrew Devine	Independent	ELIMINATED	0 (1015.0)	
Lucian Scher	Independent	ELIMINATED	0 (117.0)	

Race: President

Race Winning Quota: 1689

Complete Round

Complete Race

Race: Complete | Round: Complete

---

## Reaffirmations

### **Campus Radio (KCSB)**

Yes - 73.86% 2374

No - 26.14% 840

REAFFIRMED

### **AS/KCSB Professional Staff**

Yes - 76.09% 2371

No - 23.91% 745

REAFFIRMED

### **Student Commission on Racial Equity**

Yes - 85.87% 2850

No - 14.13% 469

REAFFIRMED

### **Bike Shop**

Yes - 82.66% 2798

No - 17.34% 587

REAFFIRMED

### **Community Affairs Board**

Yes - 83.53% 2592

No - 16.47% 511

REAFFIRMED

### **Recycling Program**

Yes - 92.46% 3276

No - 7.54% 267

REAFFIRMED

### **Bicycle Infrastructure**

Yes - 88.55% 3007

No - 11.45% 389

REAFFIRMED

### **Isla Vista Community Improvement**

Yes - 86.38% 2809

No - 13.62% 443

REAFFIRMED

### **Childcare Grant**

Yes - 86.94% 2883

No - 13.06% 433

REAFFIRMED

### **Environmental Affairs Board**

Yes - 89.59% 3071

No - 10.41% 357

REAFFIRMED

### **Isla Vista Tenants Union**

Yes - 87.37% 2849

No - 12.63% 412

REAFFIRMED

### **AS Legal Resource Center**

Yes - 88.45% 2849

No - 11.55% 372

REAFFIRMED

### **Commission for Marginalized Genders**

Yes - 84% 2782

No - 16% 530

REAFFIRMED

### **Take Back The Night**

Yes - 69.81% 1975

No - 30.19% 854

REAFFIRMED

### **University Center**

Yes - 89.82% 3166

No - 10.18% 359

REAFFIRMED

### **Child Care Center**

Yes - 83.37% 2737

No - 16.63% 546

REAFFIRMED

### **Student Health**

Yes - 89.42% 3203

No - 10.58% 379

REAFFIRMED

### **Disabled Student Services**

Yes - 91.96% 3258

No - 8.04% 285

REAFFIRMED

### **Intramural Sports**

Yes - 83.75% 2927

No - 16.25% 568

REAFFIRMED

### **MultiCultural Center**

Yes - 88.33% 3021

No - 11.67% 399

REAFFIRMED

### **Student Engagement And Leadership**

Yes - 82.14% 2525

No - 17.86% 549

REAFFIRMED

**Arts & Lectures**

Yes - 86.74% 2944

No - 13.26% 450

REAFFIRMED

**Rec Sports**

Yes - 86% 3128

No - 14% 509

REAFFIRMED

**Event Center**

Yes - 84.12% 2744

No - 15.88% 518

REAFFIRMED

**CLAS**

Yes - 92.61% 3320

No - 7.39% 265

REAFFIRMED

**Coastal Fund**

Yes - 90.16% 3052

No - 9.84% 333

REAFFIRMED

**Daily Nexus**

Yes - 84.4% 2841

No - 15.6% 525

REAFFIRMED

**Undergraduate Night/Weekend Parking**

Yes - 76.6% 2459

No - 23.4% 751

REAFFIRMED

**AS Community Financial Fund**

Yes - 82.58% 2578

No - 17.42% 544

REAFFIRMED

**The Bottom Line**

Yes - 73.87% 2143

No - 26.13% 758

REAFFIRMED

**Commission on Student Well Being**

Yes - 87.27% 2892

No - 12.73% 422

REAFFIRMED

**Maintaining AS's IV Presence**

Yes - 78.39% 2419

No - 21.61% 667

REAFFIRMED



---

## New Fees

### **Coastal Fund Fee Increase**

Yes - 74.29%, 2239

No - 25.71%, 775

PASSED

### **KCSB Fee Increase**

Yes - 46.65%, 1304

No - 53.35%, 1491

FAILED

### **EOP Fee Increase**

Yes - 79.3%, 2363

No - 20.7%, 617

PASSED

### **Food Bank Fee Increase**

Yes - 83.86%, 2670

No - 16.14%, 514

PASSED

---

## Constitutional Amendments

(2/3rds required for passage)

### **Specify Executive Orders as an Explicit Power of the President**

Yes - 85.83%, 2829

No - 14.17%, 467

PASSED

### **Update Duties of International Senators**

Yes - 89.15%, 2859

No - 10.85%, 348

PASSED