

# Spring 2019 Election by the Numbers

## Turnout: 6982 Undergrads (32.35%)

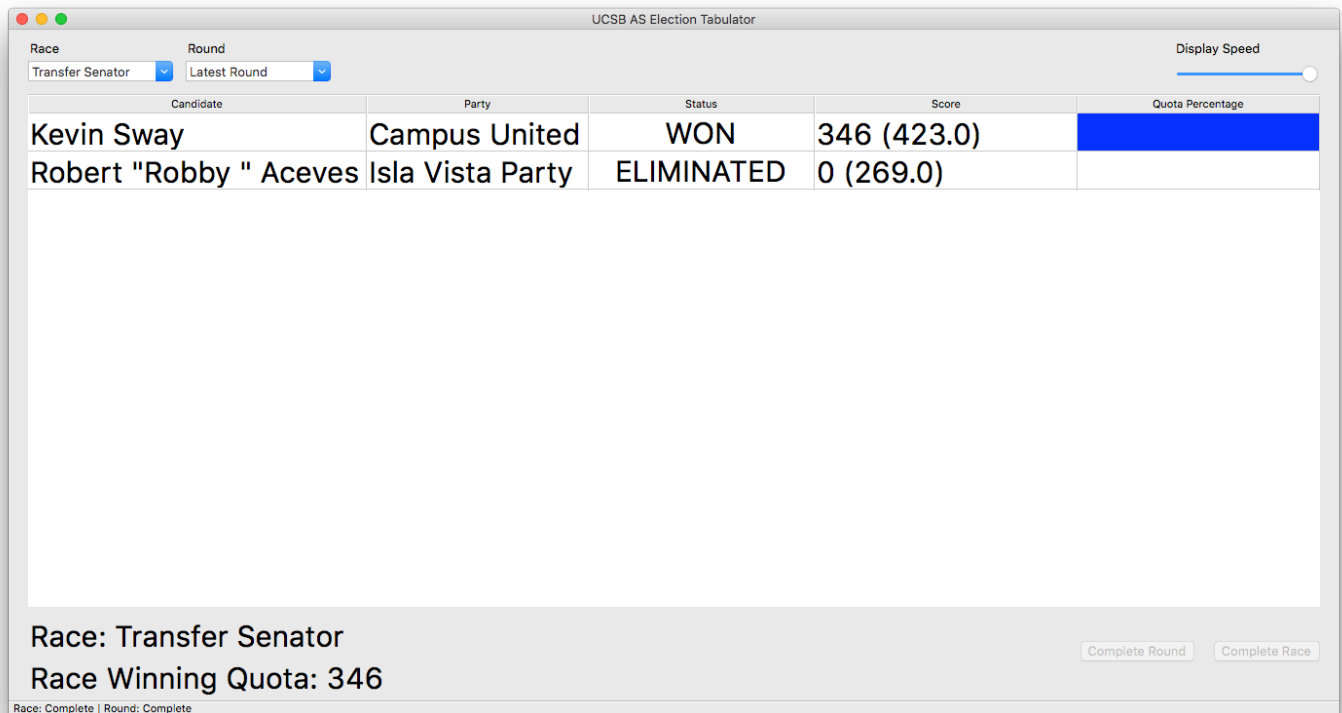
[In the screenshots below, the numbers in parentheses () are the vote totals before a candidate's votes have been redistributed because they were eliminated, or their excess is redistributed because they have won.]

First choice votes do not solely determine an election under the Single Transferrable Vote system. They are shown here for transparency.

### Transfer Senator

#### First Choice Votes

Kevin Sway	423	61.13%
Robert "Robby" Aceves	269	38.87%
Total	692	



The screenshot shows the UCSB AS Election Tabulator interface. At the top, it displays 'Race: Transfer Senator' and 'Round: Latest Round'. A 'Display Speed' slider is on the right. The main table lists candidates, their parties, status, scores, and quota percentages. Kevin Sway, from the Campus United party, is listed as 'WON' with a score of 346 (423.0). Robert "Robby" Aceves, from the Isla Vista Party, is listed as 'ELIMINATED' with a score of 0 (269.0). The bottom of the interface shows 'Race: Transfer Senator', 'Race Winning Quota: 346', and buttons for 'Complete Round' and 'Complete Race'. A status bar at the very bottom indicates 'Race: Complete | Round: Complete'.

Candidate	Party	Status	Score	Quota Percentage
Kevin Sway	Campus United	WON	346 (423.0)	
Robert "Robby" Aceves	Isla Vista Party	ELIMINATED	0 (269.0)	

Race: Transfer Senator  
Race Winning Quota: 346

Race: Complete | Round: Complete

## Collegiate Senator - Creative Studies

No Candidates

## Collegiate Senator - Engineering

Alan Lim	125	35.51%
Diana Reyes Carrillo	152	43.18%
Dylan Kupsh	75	21.31%
Total	352	

UCSB AS Election Tabulator				
Race	Round		Display Speed	
Collegiate Senator -	Latest Round			
Candidate	Party	Status	Score	Quota Percentage
Diana Reyes Carrillo	Independent	WON	176 (196.0)	
Alan Lim	Campus United	ELIMINATED	0 (143.0)	
Dylan Kupsh	Isla Vista Party	ELIMINATED	0 (75.0)	
Race: Collegiate Senator - Engineering				
Race Winning Quota: 176				
Complete Round Complete Race				
Race: Complete   Round: Complete				

## Collegiate Senator - Letters & Science

### First Choice Votes

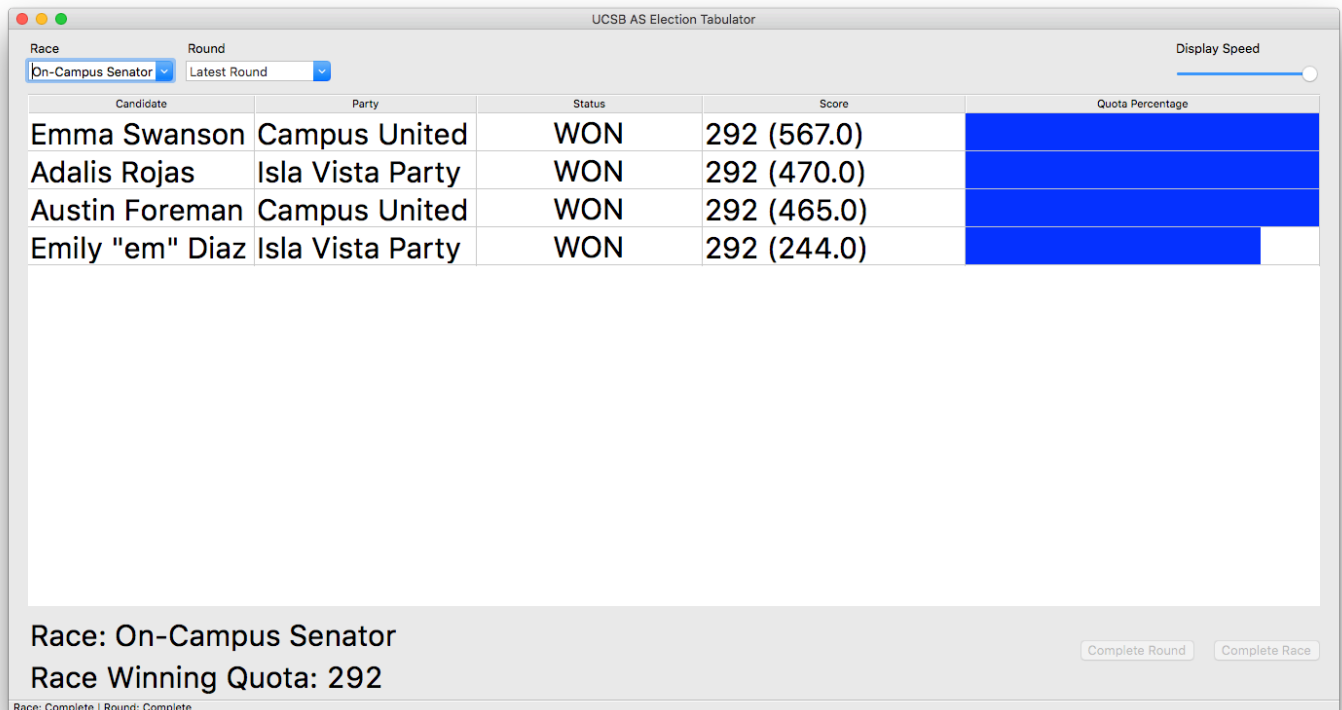
Alya Ruiz	722	13.68%
Benjamin "Benjy" Chocron	873	16.54%
Justice "For All" Dumlao	1236	23.42%
Kellie McManamon	486	9.21%
Olivia Campos	769	14.57%
Samantha "Sam" DeGoey	423	8.02%
Sarah Danielzadeh	768	14.55%
Total	5277	

UCSB AS Election Tabulator				
Race	Round	Display Speed		
Collegiate Senator -	Latest Round			
Candidate	Party	Status	Score	Quota Percentage
Justice "For All" Dumlao	Isla Vista Party	WON	1056 (1236.0)	
Sarah Danielzadeh	Isla Vista Party	WON	1056 (1208.2135)	
Benjamin "Benjy" Chocron	Campus United	WON	1056 (1063.9029)	
Olivia Campos	Campus United	WON	1056 (1549.9301)	
Alya Ruiz	Campus United	ELIMINATED	0 (933.7503)	
Kellie McManamon	Isla Vista Party	ELIMINATED	0 (566.9029)	
Samantha "Sam" DeGoey	Campus United	ELIMINATED	0 (429.2621)	
Race: Collegiate Senator - Letters & Science				
Race Winning Quota: 1056				
Complete Round Complete Race				
Race: Complete   Round: Complete				

Suad Abdullahi - 577 first choice votes

### First Choice Votes

Adalis Rojas	470	26.92%
Austin Foreman	465	26.63%
Emily “em” Diaz	244	13.97%
Emma Swanson	567	32.47%
Total	1746	



**Off-Campus**First Choice Votes

Anthony “A; Tony” Agama	107	3.25%
Carlos “Andy” Ruiz	112	3.40%
Dagan Addinall	176	5.34%
Daniel Segura-Esquivel	119	3.61%
Ektaa Tendolkar	190	5.77%
Eric Moon	171	5.19%
Giselle Etessami	175	5.31%
Jennifer Vizzuett	105	3.19%
Kevin Abarca	77	2.34%
Kimia Hadidi	172	5.22%
Leela Ray	62	1.88%
Makenalani “Roo” Cash	151	4.58%
Matan Laredo	117	3.55%
Mina York	127	3.85%
Quinn Lyon	284	8.62%
Racquel Almario	175	5.31%
Sam Vega	62	1.88%
Shannon Sweeney	87	2.64%
Theresa Aromin	102	3.10%
Tianna White	297	9.01%
Trenten Francis	95	2.88%
Tyler Barth	104	3.16%

Tyler Ferguson	108	3.28%
Vanessa West	120	3.64%
Total	3295	

UCSB AS Election Tabulator

Race: Off-Campus Senator Round: Latest Round Display Speed:

Candidate	Party	Status	Score	Quota Percentage
Tianna White	Campus United	WON	254 (297.0)	
Quinn Lyon	Campus United	WON	254 (284.0)	
Eric Moon	Campus United	WON	254 (260.1307)	
Giselle Etessami	Campus United	WON	254 (259.4443)	
Ektaa Tendolkar	Isla Vista Party	WON	254 (266.4175)	
Racquel Almario	Isla Vista Party	WON	254 (290.9411)	
Kimia Hadidi	Isla Vista Party	WON	254 (273.2813)	
Daniel Segura-Esquivel	Isla Vista Party	WON	254 (261.0105)	
Dagan Addinall	Campus United	WON	254 (252.7017)	
Makenalani "Roo" Cash	Isla Vista Party	WON	254 (225.3066)	
Tyler Ferguson	Campus United	WON	254 (221.3067)	
Vanessa West	Campus United	WON	254 (206.9673)	
Mina York	Isla Vista Party	ELIMINATED	0 (179.3382)	
Carlos "Andy" Ruiz	Isla Vista Party	ELIMINATED	0 (161.3255)	
Matan Laredo	Campus United	ELIMINATED	0 (158.3794)	
Jennifer Vizzuett	Campus United	ELIMINATED	0 (137.3929)	
Anthony "A; Tony " Agama	Isla Vista Party	ELIMINATED	0 (129.2112)	
Tyler Barth	Campus United	ELIMINATED	0 (124.7048)	
Trenten Francis	Campus United	ELIMINATED	0 (112.2767)	
Theresa Aromin	Campus United	ELIMINATED	0 (107.6758)	
Shannon Sweeney	Isla Vista Party	ELIMINATED	0 (104.9233)	
Kevin Abarca	Isla Vista Party	ELIMINATED	0 (84.2895)	
Leela Ray	Isla Vista Party	ELIMINATED	0 (64.9351)	
Sam Vega	Isla Vista Party	ELIMINATED	0 (62.356)	

Race: Off-Campus Senator Race Winning Quota: 254

Race: Complete | Round: Complete

Complete Round Complete Race

Andrew Nguyen - 5193 first choice votes

### First Choice Votes

Alexandra Leal Silva	2672	45.62%
Daevionne Beasley	3185	54.38%
Total	5857	

UCSB AS Election Tabulator

Race

Round

Display Speed

External VP Statewid

Latest Round

Candidate	Party	Status	Score	Quota Percentage
Daevionne Beasley	Campus United	WON	2929 (3185.0)	
Alexandra Leal Silva	Isla Vista Party	ELIMINATED	0 (2672.0)	

Race: External VP Statewide Affairs

Race Winning Quota: 2929

Complete Round

Complete Race

Race: Complete | Round: Complete

### First Choice Votes

Christian Ornelas	3012	50.82%
Matthew Griffin	2915	49.18%
Total	5927	

UCSB AS Election Tabulator

Race

Round

Display Speed

External VP Local Aff

Latest Round

Candidate	Party	Status	Score	Quota Percentage
Christian Ornelas	Isla Vista Party	WON	2964 (3012.0)	
Matthew Griffin	Campus United	ELIMINATED	0 (2915.0)	

Race: External VP Local Affairs

Race Winning Quota: 2964

Complete Round

Complete Race

Race: Complete | Round: Complete



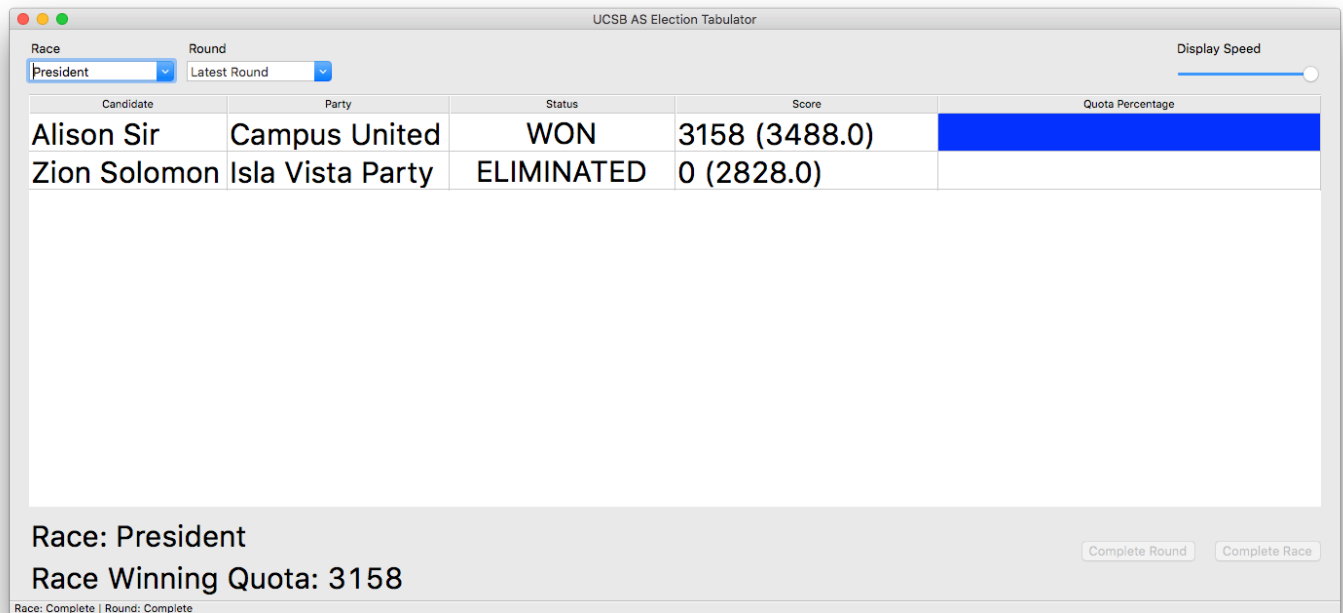
## Internal Vice President

Allison "Alli" Adam - 5285 first choice votes

## President

### First Choice Votes

Alison Sir	3488	55.22%
Zion Solomon	2828	44.78%
Total	6316	



---

## Reaffirmations

### **Campus Radio (KCSB)**

Yes - 62.00% 3216

No - 38.00% 1971

REAFFIRMED

### **AS/KCSB Professional Staff**

Yes - 64.84% 3277

No - 35.16% 1777

REAFFIRMED

### **UC Student Association**

Yes - 76.44% 4004

No - 23.56% 1234

REAFFIRMED

### **Student Commission on Racial Equality**

Yes - 79.83% 4409

No - 20.17% 1114

REAFFIRMED

### **Bike Shop**

Yes - 78.93% 4450

No - 21.07% 1188

REAFFIRMED

### **Community Affairs Board**

Yes - 76.51% 3945

No - 23.49% 1211

REAFFIRMED

### **Recycling Program**

Yes - 92.67% 5661

No - 7.33% 448

REAFFIRMED

### **Bicycle Infrastructure**

Yes - 82.64% 4593

No - 17.36% 965

REAFFIRMED

### **Isla Vista Community Improvement**

Yes - 80.96% 4380

No - 19.04% 1030

REAFFIRMED

### **Childcare Grant**

Yes - 80.15% 4402

No - 19.85% 1090

REAFFIRMED

### **Environmental Affairs Board**

Yes - 87.10% 5057

No - 12.90% 749

REAFFIRMED

### **Isla Vista Tenants Union**

Yes - 79.32% 4131

No - 20.68% 1077

REAFFIRMED

### **AS Legal Resource Center**

Yes - 83.91% 4528

No - 16.09% 868

REAFFIRMED

### **Women's Commission**

Yes - 82.69% 4729

No - 17.31% 990

REAFFIRMED

### **Take Back The Night**

Yes - 68.14% 3414

No - 31.86% 1596

REAFFIRMED

### **University Center**

Yes - 79.44% 4620

No - 20.56% 1196

REAFFIRMED

### **Child Care Center**

Yes - 77.08% 4230

No - 22.92% 1258

REAFFIRMED

### **Student Health**

Yes - 84.54% 5026

No - 15.46% 919

REAFFIRMED

### **Disabled Student Services**

Yes - 91.10% 5426

No - 8.90% 530

REAFFIRMED

### **Intramural Sports**

Yes - 75.92% 4199

No - 24.08% 1332

REAFFIRMED

### **MultiCultural Center**

Yes - 80.23% 4603

No - 19.77% 1134

REAFFIRMED

**Office of Student Life**

Yes - 81.75% 4557

No - 18.25% 1017

REAFFIRMED

**Maintaining AS's IV Presence**

Yes - 74.84% 3971

No - 25.16% 1335

REAFFIRMED

**Arts & Lectures**

Yes - 81.23% 4566

No - 18.77% 1055

REAFFIRMED

**Rec Sports**

Yes - 78.14% 4455

No - 21.86% 1246

REAFFIRMED

**Event Center**

Yes - 77.92% 4221

No - 22.08% 1196

REAFFIRMED

**CLAS**

Yes - 91.38% 5621

No - 8.62% 530

REAFFIRMED

**Coastal Fund**

Yes - 86.54% 4906

No - 13.46% 763

REAFFIRMED

**Daily Nexus**

Yes - 71.13% 3853

No - 28.87% 1564

REAFFIRMED

**Undergraduate Night/Weekend Parking**

Yes - 71.79% 3901

No - 28.21% 1533

REAFFIRMED

**AS Community Financial Fund**

Yes - 77.63% 3991

No - 22.37% 1150

REAFFIRMED

**The Bottom Line**

Yes - 65.31% 3105

No - 34.69% 1649

REAFFIRMED

**Commission on Student Well Being**

Yes - 79.34% 4216

No - 20.66% 1098

REAFFIRMED

---

## New Fees

### **Student Initiated Recruitment and Retention Committee (2/3rd required)**

Yes - 64.93% 3155

No - 35.07% 1704

FAILED