

Spring 2016 Election by the Numbers

Turnout: 6167 Undergrads (32.07%)

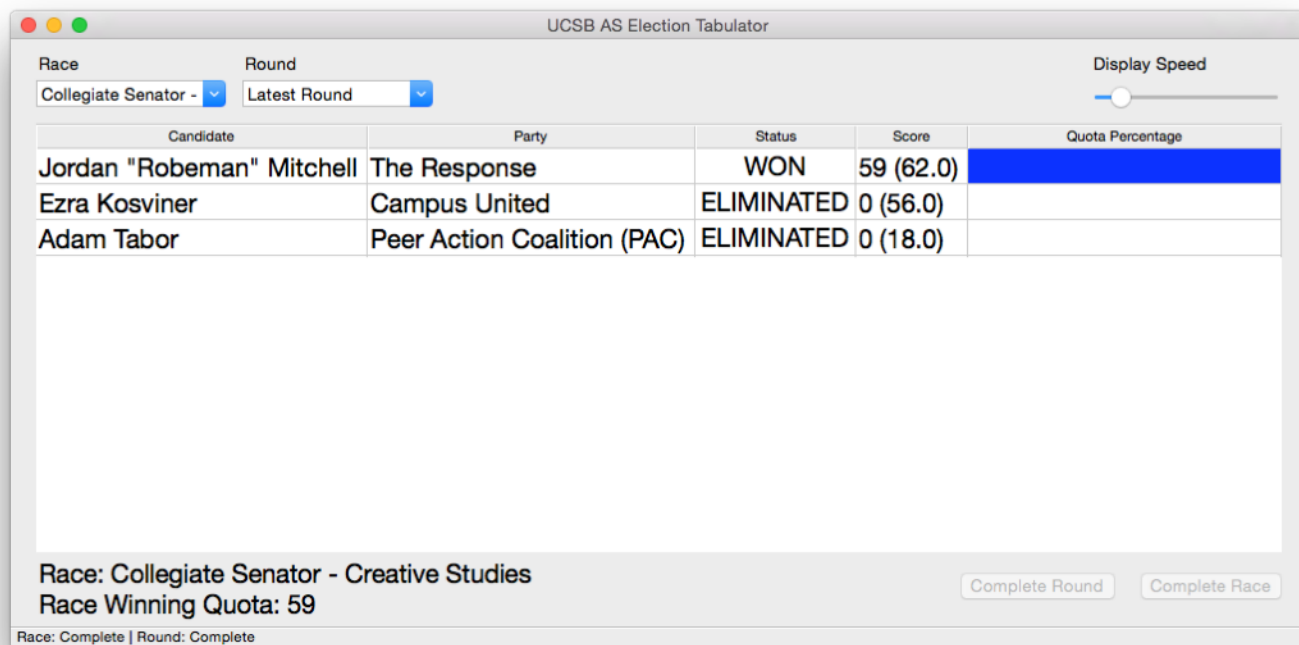
[In the screenshots below, the numbers in parentheses () are the vote totals before a candidate's votes have been redistributed because they were eliminated, or their excess is redistributed because they have won.]

First choice votes do not solely determine an election under the Single Transferrable Vote system. They are shown here for transparency.

Collegiate Senator - Creative Studies

First Choice Votes

Jordan "Robeman" Mitchell	53	44.92%
Ezra Kosviner	47	39.83%
Adam Tabor	18	15.25%
Total	118	



The screenshot shows the UCSB AS Election Tabulator interface. At the top, it says "UCSB AS Election Tabulator". Below that, there are dropdown menus for "Race" (set to "Collegiate Senator -") and "Round" (set to "Latest Round"). To the right is a "Display Speed" slider. The main table displays the following data:

Candidate	Party	Status	Score	Quota Percentage
Jordan "Robeman" Mitchell	The Response	WON	59 (62.0)	
Ezra Kosviner	Campus United	ELIMINATED	0 (56.0)	
Adam Tabor	Peer Action Coalition (PAC)	ELIMINATED	0 (18.0)	

At the bottom, it says "Race: Collegiate Senator - Creative Studies" and "Race Winning Quota: 59". There are two buttons: "Complete Round" and "Complete Race". At the very bottom, it says "Race: Complete | Round: Complete".

First Choice Votes

UCSB AS Election Tabulator

Race: Collegiate Senator - Round: Latest Round Display Speed

Candidate	Party	Status	Score	Quota Percentage
Matthew "Matt" Greenberg	Campus United	WON	166 (271.0)	
Kelvin Campos	Peer Action Coalition (PAC)	ELIMINATED	0 (61.0)	

Race: Collegiate Senator - Engineering
 Race Winning Quota: 166

Complete Round Complete Race

Race: Complete | Round: Complete

Collegiate Senator - Letters & Science

First Choice Votes

Tamar Barlev	849	20.21%
Alexander Giolito	736	17.52%
Jasmine Sandhu	670	15.95%
Marjan Abubo	648	15.43%
Felipe "Flippy" Recinos Quant	358	8.52%
Steven Kwok	268	6.38%
Kimberly Fuentes Carrillo	242	5.76%
Williams "Willie" Roman	207	4.93%
Cameron Demille	111	2.64%
Total	4200	

UCSB AS Election Tabulator

Race: Collegiate Senator - Round: Latest Round Display Speed:

Candidate	Party	Status	Score	Quota Percentage
Tamar Barlev	Campus United	WON	849 (1003.0)	
Alexander Giolito	Campus United	WON	849 (889.967)	
Jasmine Sandhu	Campus United	WON	849 (853.1874)	
Marjan Abubo	The Response	WON	849 (1041.1133)	
Felipe "Flippy" Recinos Quant	The Response	ELIMINATED	0 (543.3295)	
Steven Kwok	Peer Action Coalition (PAC)	ELIMINATED	0 (372.7557)	
Kimberly Fuentes Carrillo	Peer Action Coalition (PAC)	ELIMINATED	0 (287.3738)	
Williams "Willie" Roman	The Response	ELIMINATED	0 (215.5314)	
Cameron Demille	Peer Action Coalition (PAC)	ELIMINATED	0 (112.6889)	

Race: Collegiate Senator - Letters & Science
Race Winning Quota: 849

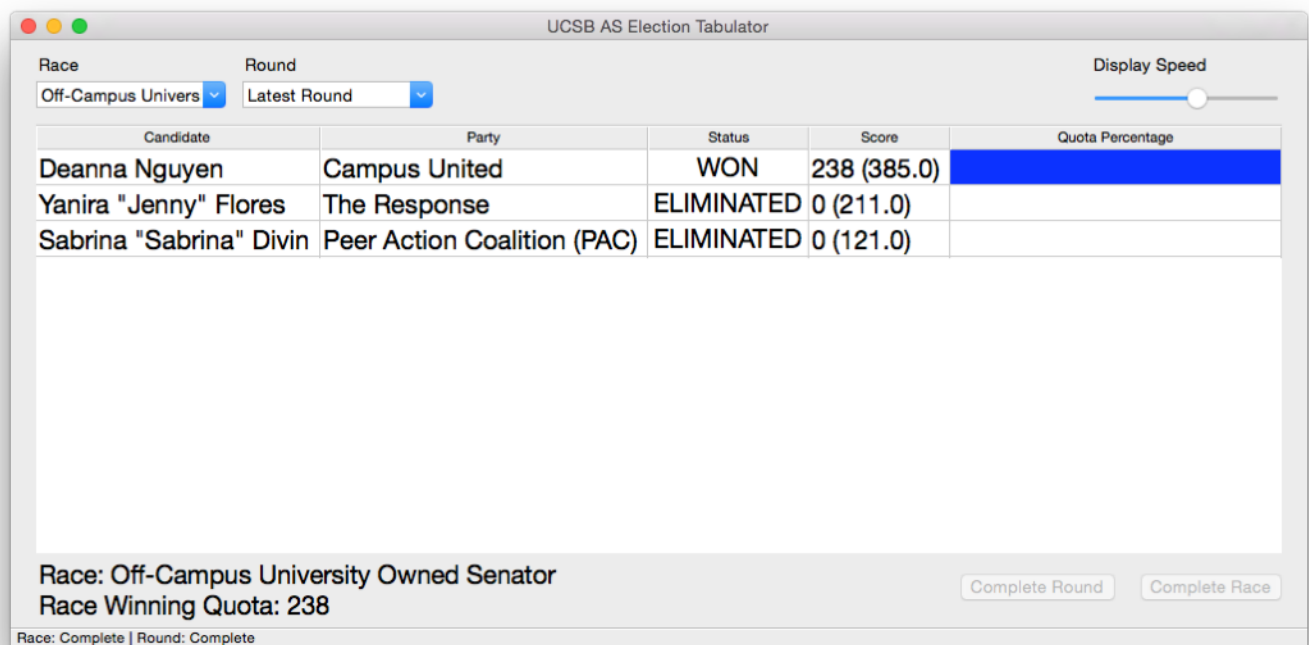
Race: Complete | Round: Complete

Complete Round Complete Race

Off-Campus University Owned

First Choice Votes

Deanna Nguyen	193	40.55%
Yanira “Jenny” Flores	162	34.03%
Sabrina “Sabrina” Divin	121	25.42%
Total	476	



On-Campus

First Choice Votes

Bryan "Bryan" Samayoa-Velasquez	581	40.97%
Lesly Silva	312	22.00%
Unique Vance	231	16.29%
Conor Collins	130	9.17%
Kuvimbanashe "Eddy" Chikukwa	84	5.92%
Kou "KO" Collins	80	5.64%
Total	1418	

UCSB AS Election Tabulator				
Race	Round	Display Speed		
On-Campus Senator	Latest Round			
Candidate	Party	Status	Score	Quota Percentage
Bryan "Bryan" Samayoa-Velasquez	Campus United	WON	237 (581.0)	
Lesly Silva	The Response	WON	237 (312.0)	
Unique Vance	The Response	WON	237 (308.0807)	
Conor Collins	Peer Action Coalition (PAC)	WON	237 (272.5224)	
Kuvimbanashe "Eddy" Chikukwa	Peer Action Coalition (PAC)	WON	237 (245.6576)	
Kou "KO" Collins	Peer Action Coalition (PAC)	ELIMINATED	0 (147.1222)	
Race: On-Campus Senator				
Race Winning Quota: 237				
Complete Round Complete Race				
Race: Complete Round: Complete				

Off-Campus

First Choice Votes

Reilly Hobson	239	8.20%
Jonathan “Jonathan Lopez” Lopez	222	7.62%
Patrick Dohoney	214	7.34%
Steven “Digy” Stovall	212	7.27%
Ashley Selki	201	6.90%
Bianca Fernandez	181	6.21%
Aaron Hendizadeh	175	6.00%
Cole Marting	172	5.90%
Maria Hoang	149	5.11%
Hannah Ellenhorn	145	4.97%
Batsheva Stoll	133	4.56%
Elias Jordan	134	4.60%
Jesse Velasquez	117	4.01%
Izabella “Izzy” Kipnis	123	4.22%
Cole Hyatt	87	2.98%
Sophia Dycaico	91	3.12%
Luvia Solis-Barraza	66	2.26%
Hien Mai	61	2.09%
Juliano Pula	45	1.54%
Rebecca Yadegari	45	1.54%
Leanna Lugo	44	1.51%
Joel Ruiz	36	1.23%
Sebastian Rubio Ruiz	23	0.79%
Total	2915	

UCSB AS Election Tabulator

Race

Round

Display Speed

Off-Campus Senator

Latest Round

Candidate	Party	Status	Score	Quota Percentage
Reilly Hobson	Campus United	WON	209 (239.0)	
Jonathan "Jonathan Lopez" Lopez	The Response	WON	209 (222.0)	
Patrick Dohoney	Campus United	WON	209 (214.0)	
Steven "Digy" Stovall	Campus United	WON	209 (212.0)	
Ashley Selki	Campus United	WON	209 (211.436)	
Bianca Fernandez	Campus United	WON	209 (206.7627)	
Aaron Hendizadeh	Campus United	WON	209 (196.6947)	
Cole Marting	Campus United	WON	209 (186.1528)	
Maria Hoang	The Response	WON	209 (184.3724)	
Hannah Ellenhorn	Campus United	WON	209 (162.6998)	
Batsheva Stoll	Campus United	WON	209 (161.2749)	
Elias Jordan	Campus United	WON	209 (144.2581)	
Jesse Velasquez	The Response	WON	209 (142.8788)	
Izabella "Izzy" Kipnis	Campus United	ELIMINATED	0 (132.572)	
Cole Hyatt	The Response	ELIMINATED	0 (104.5918)	
Sophia Dyaico	Peer Action Coalition (PAC)	ELIMINATED	0 (102.1421)	
Luvia Solis-Barraza	The Response	ELIMINATED	0 (94.7096)	
Hien Mai	The Response	ELIMINATED	0 (65.2691)	
Juliano Pula	Peer Action Coalition (PAC)	ELIMINATED	0 (51.0747)	
Rebecca Yadegari	Campus United	ELIMINATED	0 (46.7973)	
Leanna Lugo	The Response	ELIMINATED	0 (44.7987)	
Joel Ruiz	Peer Action Coalition (PAC)	ELIMINATED	0 (39.3161)	
Sebastian Rubio Ruiz	Peer Action Coalition (PAC)	ELIMINATED	0 (23.2181)	

Race: Off-Campus Senator

Race Winning Quota: 209

Complete Round

Complete Race

Race: Complete | Round: Complete

Student Advocate

Josephine "Josie" Ampaw - 3751 (100%)

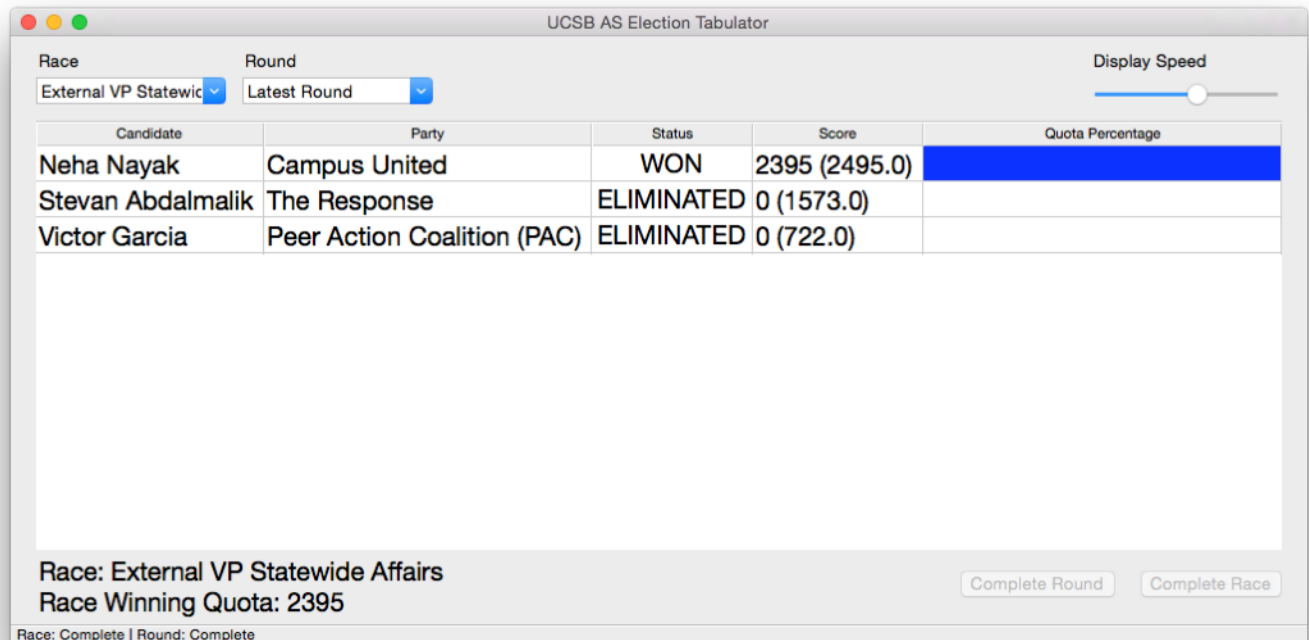
External Vice President - Local Affairs

Ashcon Minoiefar - 4140 (100%)

External Vice President - Statewide Affairs

First Choice Votes

Neha Nayak	2495	52.09%
Stevan Abdalmalik	1573	32.84%
Victor Garcia	722	15.07%
Total	4790	



Internal Vice President

First Choice Votes

Natalie Jordan	1011	77.53%
Manushi Yapabandara	293	22.47%
Total	1304	

UCSB AS Election Tabulator

Race

Round

Display Speed

Candidate	Party	Status	Score	Quota Percentage
Natalie Jordan	Independent	WON	652 (1011.0)	
Manushi Yapabandara	Independent	ELIMINATED	0 (293.0)	

Race: Internal VP
Race Winning Quota: 652

Complete Round
Complete Race

Race: Complete | Round: Complete

President

First Choice Votes

Austin Hechler	2842	54.37%
Alejandra Melgoza	1329	25.43%
Jose Magana	1056	20.20%
Total	5227	

UCSB AS Election Tabulator

Race

President

Round

Latest Round

Display Speed

Candidate	Party	Status	Score	Quota Percentage
Austin Hechler	Campus United	WON	2614 (2842.0)	
Alejandra Melgoza	Independent	ELIMINATED	0 (1329.0)	
Jose Magana	Peer Action Coalition (PAC)	ELIMINATED	0 (1056.0)	

Race: President

Race Winning Quota: 2614

Complete Round

Complete Race

Race: Complete | Round: Complete

Reaffirmations

E.O.P.

Yes - 4323 (81.89%)

No - 756

REAFFIRMED

IV Arts

Yes - 3698 (77.19%)

No - 1093

REAFFIRMED

Finance Board

Yes - 2908 (69.55%)

No - 1273

REAFFIRMED

Food Bank

Yes - 4760 (90.63%)

No - 492

REAFFIRMED

Queer Comm & LGBTQ

Yes - 3440 (71.41%)

No - 1377

REAFFIRMED

Department of Public Works

Yes - 3434 (77.12%)

No - 1019

REAFFIRMED

New Fees

USSA (50% +1 required)

Yes - 2094 (53.05%)

No - 1853

PASSED

Program Board (60% required)

Yes - 2959 (64.20%)

No - 1650

PASSED

Food Bank (60% required)

Yes - 3361 (72.09%)

No - 1301

PASSED

Constitutional Amendment

Transfer Senator (66.67% required)

Yes - 4649 (94.15%)

No - 289

PASSED